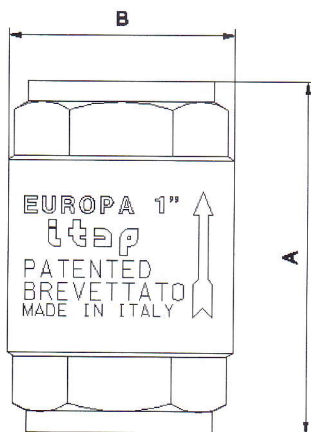



CHECK AND FOOT VALVES

100

EUROPA® CHECK VALVE

SUITABLE FOR DOMESTIC WATER SERVICES, HEATING AND AIR-CONDITIONING PLANTS, COMPRESSED AIR SYSTEMS. IT CAN BE INSTALLED IN ANY POSITION: VERTICAL, HORIZONTAL, OBLIQUE.



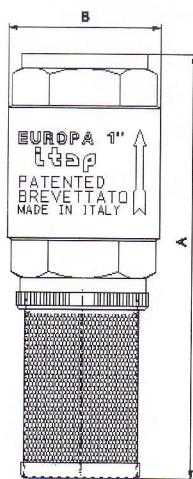
Body in brass
 Plate in stainless steel
 Seal in NBR
 Pin in brass
 Spring in stainless steel
 Minimum and maximum working temperatures:
 -20°C, 100°C
 Threads: ISO228
 (equivalent to DIN259 and BS2779)

SIZE	3/8"	1/2"	3/4"	1"	1"1/4	1"1/2	2"	2"1/2	3"	4"
A (mm)	55	58.5	65	74.5	83	93	101	122	141.5	158.5
B (mm)	34.5	34.5	41.5	48	60.5	71	87	120	140	172.5
WORKING PRESSURE Kg/cm ² bar	25	25	25	25	18	18	18	12	12	12
WORKING PRESSURE PSI	360	360	360	360	260	260	260	170	170	170

105

EUROPA® FOOT VALVE

SUITABLE FOR DOMESTIC WATER SERVICES, HEATING AND AIR-CONDITIONING PLANTS, COMPRESSED AIR SYSTEMS. IT CAN BE INSTALLED IN ANY POSITION: VERTICAL, HORIZONTAL, OBLIQUE.



Body in brass
 Plate in stainless steel
 Seal in NBR
 Pin in brass
 Spring in stainless steel
 Strainer in nylon and stainless steel
 Filtration degree:
 -3/8" through 2": 1200µm
 -2" through 4": 2000 µm
 Minimum and maximum working temperatures:
 -20°C, 100°C
 Threads: ISO228
 (equivalent to DIN259 and BS2779)

SIZE	3/8"	1/2"	3/4"	1"	1"1/4	1"1/2	2"	2"1/2	3"	4"
A (mm)	90	97.5	114	132.5	147	165	187	230	264.5	296
B (mm)	34.5	34.5	41.5	48	60.5	71	87	120	140	172.5
WORKING PRESSURE Kg/cm ² bar	25	25	25	25	18	18	18	12	12	12
WORKING PRESSURE PSI	360	360	360	360	260	260	260	170	170	170



ART. 100-105

